



# Global Detention Project

## Annual Report 2016



**KÉSZENLÉTI RENDŐRSÉG  
POLICE**

**ANNUAL REPORT 2016**

Global Detention Project

Geneva, Switzerland

[globaldetentionproject.org](http://globaldetentionproject.org)

+41 (0) 22 548 14 01

[admin@globaldetentionproject.org](mailto:admin@globaldetentionproject.org)



“The GDP is often the only place to go for rigorously researched data on detention practices across the world. In my experience, its publications are always of a very high standard and address issues of relevance to both practitioners and academics.”

**HINDPAL SINGH BHUI**  
**UK HER MAJESTY'S INSPECTORATE OF PRISONS**

# Contents

|  |    |
|--|----|
| From the President and Executive Director                            | 4  |
| I. About the Global Detention Project                                | 6  |
| II. Objectives & Accomplishments                                     | 9  |
| III. The GDP Team & Governance                                       | 18 |
| IV. Acknowledgements   | 21 |
| Annexes  | 22 |
| Annex I: Google Analytics: Annual Traffic Reports (2016, 2015, 2014) | 23 |
| Annex II: Google Analytics: Top Locations of Users, 2016             | 26 |
| Annex III: Google Analytics: Most Visited Pages, 2016                | 27 |
| Annex IV: 2016 Fiscal Year Audit                                     | 28 |
| Photo credits  | 32 |

# From the President and Executive Director

The migration and refugee challenges we witnessed during 2016 are often described using superlatives: It was the “deadliest year on record” (more than 5,000 deaths by drowning in the Mediterranean); there were “record highs” in forced displacement (65.3 million displaced, according to UNHCR, a majority of whom remain in their own countries); and public views concerning foreigners reached “new lows,” driven by xenophobic political forces. And yet dominating much of the global conversation has not been a discussion of how to end the suffering, but rather how best to prevent people from leaving their countries, including proposals that wealthy countries finance detention in states like Libya, where the United Nations has documented a pattern of arbitrary detention and human rights abuses against migrants and refugees.

On the other hand, 2016 also provided a glimmer of hope. At a UN Summit in September, the General Assembly adopted the “New York Declaration for Refugees and Migrants,” committing states to protecting the rights of people on the move and paving the way for new “Global Compacts” on refugees and migrants. Many observers, pointing to the Declaration’s lack of specific measures and the non-binding nature of the Compacts, see a “missed opportunity.” Nevertheless, since the Summit, actors from all backgrounds have been engaged in intense dialogue to influence negotiations over the Compacts, often to promote the human rights of migrants—all too frequently missing from the debate.

The Global Detention Project (GDP) has been deeply involved in these and other initiatives to protect the rights of migrants and refugees. After operating for eight years as a project of Geneva’s Graduate Institute of International and

Development Studies, the GDP re-launched as an independent association in May 2014, a move that was made possible in part because of the critical support provided by the Oak Foundation and the Open Society Foundations. Since then, we have made important strides in our work to shine a spotlight on detention practices and hold states accountable when the human rights of detainees are violated.


A key aspect of our work is to systematically interrogate immigration detention systems to produce rigorous data and reports about state practices. This effort has never been more important than it is today, as the UN Special Representative (SR) on Migration highlighted in his recommendations for developing the Global Compact on Migration: Improving the governance of global migration “hinges” on having solid data, he argued. “Yet the global community is still struggling to establish basic facts, such as who migrants are [and] where they are.” The SR emphasized the need to develop data to “monitor state performance with regards to the rights for people on the move,” including by developing indicators that show whether fundamental rights of migrants “are accorded by the laws and regulations of different countries.”

A guiding GDP principle is that states have a duty to treat non-citizens in their custody according to established international norms and to ensure that their detention practices are open to public scrutiny. Using international legal provisions as our building blocks, the GDP employs investigative methods and engages partner organisations across the globe to assemble information that can fuel campaigns aimed at improving the treatment of non-citizens. Our unique online database provides comparative information on more

than 100 countries, documenting conditions of detention, gaps in adherence to human rights obligations, global trends and developments, and the best—and worst—practices in immigration enforcement regimes.

In the politicised debate around immigration detention, the GDP represents an exceptional, data-rich and evidence-driven resource for migrant advocates, policy analysts, legal professionals, and even government officials. We have emerged as an indispensable actor in on-going global efforts to protect the rights of migrants and refugees. As the Secretary of the UN Committee on Migrant Workers wrote to us last year, the information and data the GDP provides “is vital for a comprehensive review of the implementation of the [UN Convention on Migrant Workers] in the States parties that come before the Committee.”<sup>1</sup> In other words, the GDP provides precisely the kind of tool that can be used, in the UN Special Representative’s words, to “monitor state performance with regards to the rights for people on the move.”

It is around this niche that the GDP developed its “Strategic Plan 2016-2019.” A product of the GDP’s Oak Foundation-supported institutional development initiative, the Plan emphasizes four key priorities: expanding data on national detention systems, with an emphasis on children and other vulnerable groups; launching a new partnership-focused online database initiative, the “Global Immigration Detention Observatory”; increasing engagement with UN human rights bodies to improve monitoring of detention; and fostering policy-relevant scholarship. As this Annual Report documents, we have made excellent progress in implementing these initiatives. We look forward to working with our partners in the coming year as we continue the important work of ensuring that migrants, refugees, and asylum seekers are treated with dignity and respect.



**Meghna Abraham**  
President



**Michael Flynn**  
Executive Director

“I cannot impress upon you how grateful we are for this very important information, which is so vital for a comprehensive review of the implementation of the [UN Convention on Migrant Workers] in the States parties that come before the Committee.”

**BRADFORD SMITH**  
**UN COMMITTEE ON MIGRANTS WORKERS**

“Instead of safety, refugees and migrants increasingly are finding fences, militarized interdiction strategies, and burgeoning detention systems in countries that have weak legal systems and appalling human rights records.”

<sup>1</sup> Bradford Smith (UN Committee on Migrant Workers), Email, 3 May 2016.

# I. About the Global Detention Project

## The GDP mission

The Global Detention Project (GDP) is a non-profit organisation based in Geneva that promotes the human rights of migrants, asylum seekers, and refugees who have been detained because of their non-citizen status. Our aims include:

- Improving **transparency** in the treatment of immigration detainees
- Encouraging **adherence** to fundamental norms
- Reinforcing **advocacy** of detention reforms
- Promoting **scholarship** on immigration control regimes

## 1. Why

As the world's population grows, so do the numbers of people on the move. According to the UN refugee agency in 2016 more than 65 million people were forcibly displaced from their homes, although most remained trapped in their countries; those who managed to flee across borders were often targeted for arrest and deportation. Many of these people are extremely vulnerable to abuse. For instance, nearly 40 percent of newly arriving refugees and migrants in Europe are children. On the US-Mexico border, some 30,000 unaccompanied children were apprehended during the first six months of 2016. Many of the countries hosting the largest share of refugees and migrants are those in the Global South, who are under pressure from wealthy countries to block migration and refugee flows.

The plight of the world's millions of displaced persons has become a global priority. To help address the causes of mass displacement and ensure that the rights of refugees and migrants are protected, in 2016 the UN hosted



## Largest increases in annual detention rates since 2010\*

| Country            | 2010    | Most recently available annual data (2013-2016) |
|--------------------|---------|---|
| Bulgaria           | 973     | 9'530 (2015)                                    |
| Czech Republic     | 822     | 5'261 (2016)                                    |
| Hong Kong          | 28'564  | 37'105 (2013)                                   |
| Hungary            | 3'509   | 8'562 (2015)                                    |
| Malta              | 61      | 1'900 (2013)                                    |
| Mexico             | 70'102  | 190'000 (2015)                                  |
| Russian Federation | 13'638  | 37'522 (2014)                                   |
| Slovenia           | 340     | 2'338 (2015)                                    |
| Sweden             | 1'810   | 3'714 (2016)                                    |
| United Kingdom     | 26'000  | 32'526 (2016)                                   |
| United States      | 363'084 | 440'557 (2013)                                  |

\* Includes only those countries or territories for which data is available during the indicated periods.

a major international summit that resulted in the adoption of the “New York Declaration for Refugees and Migrants,” which commits the international community to establishing new “Global Compacts” concerning refugees and migrants by 2018.

As many countries were celebrating the adoption of the New York Declaration, however, they were also working overtime to prevent refugees from crossing borders, supporting clampdowns in some of the poorest areas of the globe. Instead of safety, refugees and migrants increasingly are finding fences, militarized interdiction strategies, and burgeoning detention systems in countries that have weak legal systems and appalling human rights records. There is an urgent need for more detailed, systematic information about the treatment and conditions of people detained in these countries, particularly with respect to children, asylum seekers and other vulnerable groups—a point that has been repeatedly made by those spearheading efforts to draft the new Global Compacts.

Although impressive global campaigns are working to promote reforms, including ending the detention of children and developing “alternatives to immigration detention,” there are few resources available for measuring state practices or assessing the impacts of reforms. This presents a tremendous barrier to change, and will hamper UN-led initiatives to promote an evidence-driven humanitarian response to today’s refugee and migration challenges.

## 2. What

Unauthorized migrants and asylum seekers are frequently placed in prisons and other detention centres solely because of their immigration status, without being charged with crimes. This “administrative detention” provides fewer safeguards and protections than criminal justice systems, exposing already vulnerable foreigners

to abuses. In some countries, this form of detention is imposed mandatorily, without individual case assessments and for indefinite periods of time. It can generate lasting physical and mental health problems, costs untold millions to implement, and ultimately has little or no impact on global migration trends.

According to widely accepted human rights standards, immigration detention must be non-punitive and carried out by non-criminal institutions. But this is often not the case. Many countries place migrants—including families with children and unaccompanied minors—in jails and other overcrowded, unsanitary and dangerous facilities. In some countries, immigration detention occurs without clear legal mandates and with little or no transparency, leaving detention centres inadequately monitored and exposing people to arbitrary treatment and abuse.

In addition, authorities sometimes disguise their immigration detention practices in misleading language and often fail to provide comprehensive statistics concerning detention and deportation. This lack of transparency shields countries from scrutiny and is a barrier to reform.





### 3. How

In response to these challenges, the GDP has elaborated a rigorous methodology for developing data on detention systems, reporting gaps in protections, and placing state practices in comparative context. To date, the GDP has developed information on more than 100 countries and 2,000 detention centres.

These resources have become a vital tool for civil society groups and concerned individuals around the world. They also respond directly to calls by the international community to improve monitoring of the treatment of migrants and refugees through better collection of data. An indication of the growing importance of the resources GDP provides is traffic to its website. In 2016, the website logged more than 120,000 sessions, had more than 90,000 users, and was cited by journalists and experts from all regions of the globe. To increase its impact, the GDP works with local advocates in key detaining countries to generate better information and connect local actors with international human rights agencies.

Building on this foundation, the GDP has established four strategic priorities, which are elaborated in our “Strategic Plan 2016-2019”:

- Expand and refine our global database of detention indicators and country reports.
- Develop tools to assist the documentation and reporting capacities of local advocacy groups by launching the “Global Immigration Detention Observatory.”
- Deepen engagements with international human rights institutions and global initiatives addressing the refugee and migration “crisis.”
- Encourage policy analysis and scholarship into the causes behind and responses to growing global immigration detention regimes.

These priorities are pursued through the following activities:

- The development and updating of global mapping data and reports on detention systems—with a particular focus on the treatment children, women, and other

vulnerable groups—as well as online tools to display data.

- The establishment of a cadre of field-researchers based in detaining countries outside the Global North, including key transit countries, who are trained on how to use and update the GDP’s online database.
- Strategic engagement of international human rights mechanisms to better monitor the situation of vulnerable migrants and asylum seekers and to report gaps in states’ relevant human rights obligations.



...the GDP has elaborated a rigorous methodology for developing data on detention systems, reporting gaps in protections, and placing state practices in comparative context. To date, the GDP has developed information on more than 100 countries and 2,000 detention centres.

# II. Objectives & Accomplishments

The GDP started 2016 with several overarching objectives for the year:

- To improve the visibility and use of our resources
- To launch the new database initiative, the “Global Immigration Detention Observatory”
- To increase interactions with international human rights bodies
- To improve measurement of the impact of our work
- To broaden engagement with scholars
- To consolidate the GDP’s institutional and strategic direction

## 1. Visibility and usage

The visibility of the GDP’s work has increased measurably during the past year, much of it centred around the launching of our new website, which went live at the end of 2015 with support from several foundations, including the Open Society Foundations, Loterie Romande, and the Oak Foundation. The website was introduced at a series of events throughout the year, including at an official launch during a side event at the 32nd Session of the Human Rights Council (HCR) in June. These events enabled the GDP to bring attention to our numerous resources among key stakeholders, including scholars, international human rights bodies, advocacy organizations, UN agencies and national policy-making institutions.



The June event at the UN Human Rights Council was particularly widely publicized with assistance from the event's four co-sponsors – the International Commission of Jurists, Franciscans International, Edmund Rice International, and Destination Justice – who advertised the event among a broad range of stakeholders, including NGO partners, diplomatic missions, the secretariats of all relevant UN human rights agencies, UNHCR, and the Swiss Department of Foreign Affairs.

Since the new website went live, our web traffic has experienced tremendous growth. According to Google Analytics reports, during 2016, the new GDP website logged approximately 122,000 sessions, 95,000 users, and 230,000 pageviews. By comparison, during 2015, the previous GDP website logged 81,000 sessions, 63,000 users, 163,000 pageviews. This year-on-year increase in traffic far outpaces the target we set of 10 percent annual growth. We also increased visibility of our work by expanding the geographic scope of the data and profiles available on the website. For the first time we were able to provide public access to our entire database through the new website and in 2016 posted 27 detention reports on countries in Asia, the Middle East, Africa, Europe and the Americas.

In addition to the increased traffic to our website there has been a clear up-tic in the numbers of people—including policy experts, interested members of society, and family members of detainees—reaching out to us because of the broad scope of the information now available on our website. As we are often the only online resource that provides information about a particular prison or national detention policy, we receive numerous requests for assistance from families seeking loved ones. We attempt to direct these people to in-country contacts who may be better placed to assist them.

According to Google Analytics reports, during 2016, the new GDP website logged approximately 122,000 sessions, 95,000 users, and 230,000 pageviews.

We also get frequent calls from experts to discuss a particular detention situation or get background info for a news story or scholarly report. We have begun to systematically track these interactions, including by reporting GDP citations in external publications in our monthly newsletter.

To help bring attention to the GDP's resources, we have begun complementing our communications strategy with additional tools:

- Ramping up our presence on various social media, in particular by incorporating Hootsuite into our Twitter management and “boosting” promotional material on Facebook about GDP publications by using sponsoring ads in specific geographical regions and amongst people who have particular interest in our subject areas.
- Employing MailChimp to manage our email distribution lists targeting relevant actors, including key government bodies and national human rights institutions in both the detaining states and countries of origin, to whom we are sending individually addressed announcements regarding our publications.

“The GDP’s robust methodologies and easy to navigate website make them a world leader in this important area of public policy.”

**MARY BOSWORTH**  
**OXFORD UNIVERSITY**

An important reason for increasing our visibility is to ensure that key stakeholders are aware of the resources we provide and can make use of them in their work. Of particular importance are advocacy groups operating at the national level to assist migrants and refugees. To this end, the GDP is exploring new forms of collaborations with advocacy initiatives since becoming independent, including serving as a contractor to advocacy projects.

In one example of how the GDP is partnering with organizations, we recently completed a lengthy canton-by-canton investigation detailing the detention of children in Switzerland. This investigation, which we completed under contract for Terre des Hommes (TDH), resulted in the June 2016 TDH publication “Detention of Migrant Children in Switzerland: A Status Report.” The Terre des Hommes report, which was launched at a major event in June 2016 at the Swiss Parliament in Bern co-organized with the Parliamentary Assembly of the Council of Europe, received enormous attention in the Swiss media and among government bodies.

During subsequent conversations with GDP staff, representatives of the Swiss Ministry of Foreign Affairs noted our work on the TDH report and described it as a good research model. When we wrote to Terre des Hommes to congratulate them on the release of the report, a manager of the organization responded: “The first one to congratulate is GDP! We basically wrapped the report in a nice wrapping paper. We were really happy with the attention it received by the press and the Parliamentarians. It was a really good opportunity for TDH to get back on stage. THANKS to your team.”<sup>2</sup>

In late 2015, GDP staff members participated in a series of workshops in Cyprus and Bulgaria during which new advocacy projects on immigration detention developed by local NGOs and supported by the European Programme for Integration and Migration (EPIM) were officially launched. The GDP was contracted by EPIM to serve as external advisers to the EPIM team evaluating the

projects and to produce a report for the EPIM team assessing the potential policy impacts of the projects. The projects are part of EPIM’s 2016-2018 pilot sub-fund on immigration detention.

Numerous other advocacy organizations and initiatives consulted with the GDP during the period to make use of our expertise on detention issues and to invite us to participate in public events. For example, in July 2016, the GDP’s director was a speaker at a major conference hosted by the Center for Migration Studies in New York on “Rethinking the Global Refugee Protection System”; in May 2016, the GDP was invited to give a presentation at preparatory meetings in Geneva for the “Global Forum on Migration and Development”; the GDP’s senior researcher served as an advisor for the European Network on Statelessness’s reports “Protecting Stateless Persons from Arbitrary Detention”; and in December 2016 the activist German newspaper Die Tageszeitung invited the GDP to participate in a public event launching its new research project aimed at documenting the impact of European Commission-funded migration control efforts in neighbouring regions. Also during this period, numerous NGOs including Amnesty International sought out GDP expertise in investigating detention systems in Turkey and other global hotspots.

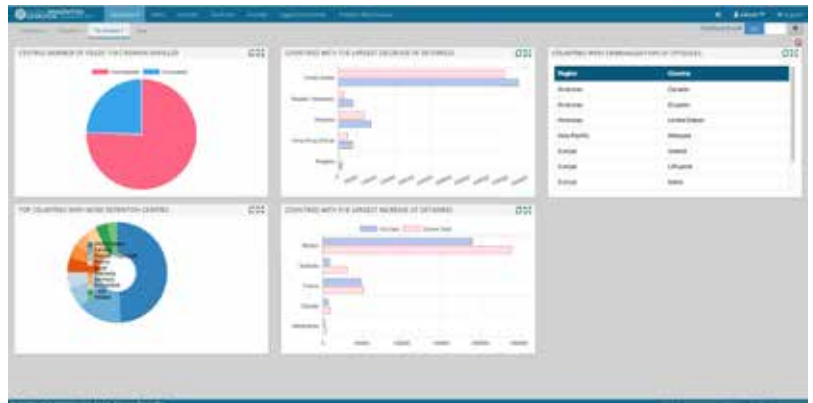


<sup>2</sup> Email from Terre des Hommes to Michael Flynn (GDP), 21 June 2016.

## 2. Global Immigration Detention Observatory

A cornerstone of the GDP's long-term strategic development is establishing a formalized field researcher initiative that will involve training trusted collaborators on how to input data directly into the GDP's online database, creating an international cadre of immigration detention monitors as well as a centralized resource for tracking detention developments globally. During 2016, the GDP made an important step in this effort. Software engineers with the Swiss-based Tutorator Foundation, working with GDP staff, completely remodeled the GDP database, eliminating pitfalls that had hampered the previous version, adding a host of new tools that we can use to build out and expand the use of the database, and improving links between the database and the GDP's website.

In June, the remodeled database, called the "Global Immigration Detention Observatory," became functional and an improved version of the website—which replaces Drupal with WordPress content management system—went live. The new platform, which is based on Tutorator's proprietary Kaikaia software application, also provides mechanisms for vetting proposed data inputs, interacting directly with field researchers, and developing statistical packages for report-making on specific issues and for analysing gaps in the database. With the launch of this powerful new tool, the GDP is in a position to roll out its field researcher initiative during 2017-2018.



“Advocating for reforms in detention policies requires having accurate information about state practices and being able to identify where critical gaps in protections are. The GDP helps provide this essential base for advocacy.”

**MICHELE LEVOY**  
**PLATFORM FOR INTERNATIONAL COOPERATION ON UNDOCUMENTED MIGRANTS**

A cornerstone of the GDP's long-term strategic development is establishing a formalized field researcher initiative that will involve training trusted collaborators on how to input data directly into the GDP's online database, creating an international cadre of immigration detention monitors as well as a centralized resource for tracking detention developments globally.

### 3. Engaging with human rights bodies

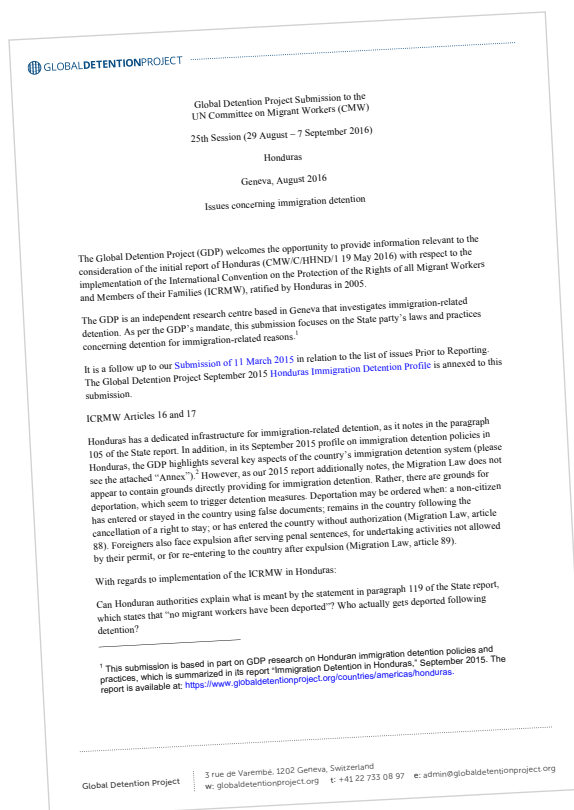
The GDP has significantly expanded its engagements with international human rights bodies during the past year, more than doubling the number of submissions to UN mechanisms responsible for monitoring implementation of human rights treaties (7 in 2015, 15 in 2016). We have provided submissions to the Committee on the Elimination of Discrimination against Women (CEDAW), the Committee on Migrant Workers (CMW), the Human Rights Committee, the Committee on the Rights of the Child, and the Committee against Torture.<sup>3</sup>

Commenting on the impact these submissions have made, the head of the CMW's Secretariat in Geneva wrote to the GDP, expressing gratitude for our contributions, which he said were "vital for a comprehensive review of the implementation of the Convention in the States parties that come before the Committee."<sup>4</sup>

The GDP also submitted information to the Universal Periodic Review mechanisms of the Human Rights Council and was also invited to make presentations at numerous events organised by UN agencies.<sup>5</sup>

To facilitate the use of GDP research findings in the work of relevant international human rights bodies (including UN treaty monitoring bodies, special procedures, and the Universal Periodic Review of the Human Rights Council), we have established a yearly calendar to keep track of each mechanism's deadline for input from NGOs. We have also built direct relationships with many of the Secretariats in Geneva. We have begun monitoring the extent to which treaty monitoring bodies integrate our input into their questions to reporting states parties, or into their conclusions, and we have noted a high level of inclusion. As we plan ahead for GDP's application for consultative status with the UN Economic and Social Council in 2017—which new organizations can do only after two

full years as an independent entity—we have begun exploring ways to improve monitoring of UN treaty monitoring bodies, including by having "research fellows" from local universities attend specific sessions of UN of treaty bodies and other bodies for which GDP has submitted input to report on developments.



The GDP has significantly expanded its engagements with international human rights bodies during the past year, more than doubling the number of submissions to UN mechanisms responsible for monitoring implementation of human rights treaties.

<sup>3</sup> For a complete list of submissions, see the GDP's Submissions page at <https://www.globaldetentionproject.org/category/publications/submissions-recommendations>.

<sup>4</sup> Email from Bradford Smith (CMW Secretariat) to Michael Flynn and Mariette Grange (GDP), 3 May 2016.

<sup>5</sup> <http://www.ohchr.org/EN/HRBodies/CMW/Pages/GFMD.aspx>

## 4. Measuring impact

The GDP seeks to impact discourse and improve public awareness concerning immigration-related detention, with the ultimate goal of ensuring that migrants, asylum seekers and stateless persons in custody are treated with dignity and justice. We outline the mechanics of our vision of social change in our Strategic Plan 2016-2019, which lists three overarching impact areas: 1) More public knowledge and pressure concerning immigration detention; 2) Improved accountability of actors involved in immigration detention; 3) More dignity and justice for undocumented migrants, asylum seekers, and refugees.

As noted previously, a key group of actors the GDP has focused attention on during this period have been UN bodies that monitor state adherence to human rights treaties (“Treaty bodies”), where our [targeted submissions](#) are intended to increase pressure on states when they come up for treaty review. To better observe our impact on the work of these institutions, we established in 2016 a database to systematically record their deliberations and assess whether they correspond with recommendations made in our submissions. Assessing their public documentation (including “Concluding Observations” and “List of Issues”) reveals numerous recent cases in which a targeted treaty body included detention-related recommendations or issues to be raised that directly reflect a GDP submission highlighting gaps in a country’s adherence to norms provided in the treaty in question.

**Example 1:** Costa Rica, Concluding Observations by the Human Rights Committee, 21 April 2016 (CCPR/C/CRI/CO/6):

“30. The State party should step up efforts to improve living conditions at migrant detention centres, including with regard to appropriate sanitation and health services, with a view to fully complying with the provisions of article 10. The State should guarantee that migrants are held in administrative detention only when justified as a reasonable, necessary and proportionate measure, guaranteeing

as well that such detention is used only as a measure of last resort and for the shortest time possible.”

**Example 2:** Sweden, Concluding Observations by the Human Rights Committee, 26 April 2016 (CCPR/C/SWE/CO/7):

“32. (...) However, it is concerned about the limited use of alternatives to the detention of migrants and asylum seekers. The Committee is also concerned about the practical implications of designating asylum applications as ‘security cases’ under the Aliens Act (2005:716) or ‘qualified security cases’ under the Aliens Controls (Special Provisions) Act (1991:572) (arts. 2, 6, 7, 9, 13 and 26).

33. The State party should: (b) Ensure that the detention of migrants and asylum seekers is a measure of last resort and for the shortest period of time, is necessary and proportionate in the light of the circumstances, and that alternatives to detention are resorted to in practice.”

**Example 3:** Turkey, Concluding Observations by the Committee against Torture, 2 June 2016, CAT/C/TUR/CO/4:

“26. The State party should:

(a) Take the measures necessary to ensure appropriate reception conditions for returned refugees, asylum seekers and irregular migrants;

(b) Refrain from detaining asylum seekers and irregular migrants for prolonged periods, use detention only as a measure of last resort and for as short a period as possible and promote alternatives to detention.”

**Example 4:** Turkey: Concluding Observations by the Committee on Migrant Workers, CMW/C/TUR/CO/1, 29 May 2016:

“30. (...) (c) The Ombudsperson Institution has jurisdiction to intervene on all administrative decisions relating to migration, including arrest, detention, decisions on migration status and expulsion;

82. (...) (a). Ensure that current and future readmission agreements between the State

party and host countries guarantee the durable economic, social and cultural reintegration of migrants who return to the State party, contain procedural guarantees for them and protect them from ill-treatment if they are expelled;

(b) Gather disaggregated statistical data on migrants readmitted under readmission agreements, including their nationality.

**Example 5:** Thailand, List of issues, Human Rights Committee: CCPR/C/THA/Q/2 of 12 August 2016:

Includes questions raised by GDP on arbitrary detention of aliens, on length, indefinite, alternatives, review of detention, detention of children, conditions of detention (overcrowding). Reply by Thailand to the list of issues (CCPR /C/THA/Q/"/Add.1) recognizes overcrowding, announces allocation of 14.48 million USD to improve conditions, and screening mechanisms to minimize immigration detention.

The GDP is not the only NGO raising issues with treaty bodies, however we often are the only one targeting issues specific to immigration detention issues and pointing to recent developments impacting detention practices.

In addition to these examples of impact on treaty body deliberations, the GDP has begun tracking our impact on the drafting of principles and guidelines relevant to immigration detention. An important case from the past year was our involvement in civil society activities around the UN Global Migration Group's drafting of "Principles and Guidelines" on protecting the human rights of vulnerable migrants. The GDP is one of several civil society organizations invited to comment on this process, which we have done on three occasions, once during an expert meeting and twice on different drafts. The most recent

draft, which was circulated in November 2016, contained numerous references that the GDP was the only organization to raise. For instance, Principle 6 of the "Principles and Guidelines," which deals with guarantees relating to returns now includes "deportations, removals and readmissions." This is important because "returns" are often shrouded in opacity and GDP research has shown that persons "returned" as part of "re-admission agreements" can be targeted for detention upon arrival. This language could help encourage more transparency in state practices. Likewise, Principle 8, on detention, includes substantive suggestions by the GDP, including "ensuring that detention is not mandatory," that detainees "have access to legal counsel," and that persons released from immigration detention "are protected against re-detention."

These types of guidelines are adopted as soft law instruments aimed at guiding policy development at the national level. Over the medium to long term, soft law norms and standards can also be used by human rights experts, including the specialized UN agencies, in their recommendations to governments. Thus, the GDP has spent considerable amount of time in recent years on similar types of interventions, including on the Working Group on Arbitrary Detention's "Global Consultation on the Right to Challenge the Lawfulness of Detention," as the GDP has noted in previous reports. As part of the consultation process, the Working Group requested input from a select group of stakeholders, including the GDP, to assist its efforts to draft "basic principles and guidelines on remedies and procedures on the right of anyone deprived of his or her liberty." The GDP provided a concise list of recommendations, all of which were incorporated in the draft basic principles.



## 5. Advancing scholarship on immigration detention

The GDP has been involved in academic research since its inception as a student-led project at the Graduate Institute. Since becoming an independent association in mid 2014, the GDP has continued to advance its scholarly work in a number of key ways, including through the publication of working papers, publications in academic journals, and participation in relevant academic conferences. In addition, the GDP has a long tradition of hosting research interns from universities across the globe and in 2016 it began a fellows program inviting graduate students to work on projects that bridge their graduate research and the work of the GDP. We hosted three interns and one fellow, who learned the GDP's database methodologies, assisted in drafting country profiles, and participated in UN and advocacy-related events in Geneva.

In September 2015, the GDP's executive director finalized a contract with the respected academic publisher Edward Elgar to publish a book entitled "Challenging Immigration Detention: Academics, Activists, and Policymakers." The edited volume will include 15 chapters, each drafted by a leading scholar, activist or public official examining his or her relevant field of expertise with respect to immigration detention. The publishing agreement explicitly allows for the publication of the chapters as working papers in advance of the release of the book in 2017. The GDP published 10 working papers in 2016, covering several disciplines and professions. Among topics addressed in these papers were the challenges to providing healthcare in detention centres, activist strategies in the United States, the political economy of detention systems, the impact of constitutional law on the rights of detainees, the global campaign to promote "alternatives to detention," the impact of investigative journalism on detention reforms, and an assessment of whether the UK's pioneering prison inspection regime has promoted meaningful change.

GDP work and publications have been extensively used in external academic

publications and conferences since it became an independent association. Among the conferences have been ones hosted by Yale University, the University of Texas at Austin, the University of Geneva, the University of Cambridge, the University of San Diego, the University of Athens, as well as at the annual conferences of the International Studies Association, the Refugee Law Initiative, and the Odysseus Network. In November 2015, the GDP participated in a series of lectures and workshops in Buenos Aires organized by the University of Lanus (Centro de Justicia y Derechos Humanos), UNHCR, the International Organization for Migration, the Centro de Estudios Legales y Sociales, as well as several other local and regional organizations, around the theme of human rights and migration in Latin America. The GDP's presentations focused on how immigration detention practices in South America compare to practices in others regions of the globe and lessons to be learned from these comparisons.

GDP staff published articles on a range of issues related to immigration detention in several external scholarly journals, books, and academic venues. These included: "Detained Beyond the Sovereign: Conceptualizing Non-State Actor Involvement in Immigration Detention," in *Intimate Economies of Immigration Detention* (Routledge 2016, eds. Conlon and Hiemstra); "From Bare Life to Bureaucratic Capitalism: Analyzing the Growth of the Immigration Detention Industry as a Complex Organization," in *Contemporary Readings in Law and Social Justice* (August 2016); The Immigration Detention Puzzle, in the Open Society "Voices" blog (June 2016); "Sovereign Discomfort: Can Liberal Norms Lead to Increasing Immigration Detention?" in *Immigration Detention, Risk and Human Rights* (Springer 2016, eds. Guia, Koulis, and Mitsilegas).

Stanford University Press released a highly regarded study of immigration control regimes written by University of California Political Science professor Tom Wong titled "Rights,

Deportation, and Detention in the Age of Immigration Control.” The author notes in his methodology that he was able to operationalize the prevalence of immigration detention as a key variable in his study by using the data on detention sites provided by the GDP.

## 6. Institutional and strategic direction

The GDP association took several steps in 2016 to consolidate its institutional bases, including strategic direction, working environment, fundraising priorities, and governance.

**I. Strategy and fundraising.** In late 2015, we launched a two-pronged Oak Foundation-supported initiative that includes (a) collaboration with an external consultant to examine, critique, and improve the GDP’s strategic objectives and planning; and (b) a multi-phase resource mobilization initiative working with fundraising professionals to establish a long-term fundraising strategy for the GDP, which is to run through 2017.

The strategic planning phase of this initiative, undertaken with consultants from Agility3, concluded with the completion in early 2016 of the “GDP Strategic Plan 2016-2019.” In addition to aiding the GDP in establishing its strategic priorities, as discussed earlier in this report, the strategic planning provided us with a number of important lessons, which emerged from the feedback we received from key GDP stakeholders and users who were interviewed for the planning initiative.

The summaries of the interviews undertaken by our external strategic consultant highlighted the value and quality of the GDP’s work while at the same time underscoring the need for the GDP to better clarify our objectives and evolution.

When the GDP was an academic research project, these questions did not weigh heavily on our work. As a new non-profit association developing our position in larger human rights and immigrant rights communities, these questions have become essential.

The drafting of the Strategic Plan (as well as the Resource Mobilization Plan to be completed in 2017) have helped us hone our message as well as our self-awareness of the importance of the niche that we fill. As we have worked to answer these questions on paper in our Strategic Plan, we have also worked to implement them in practice, developing more targeted and specific relations with a host of actors working at the local and international levels. This has given us new confidence and direction in our work.

**II. Office Space:** In January 2016 the GDP moved into its new office at the Centre International de Genève, which is located next to the UN and UNHCR headquarters in Geneva and houses the offices of many of the main international NGOs based here. The office space was acquired with the assistance of the State of Geneva, which awarded the GDP a two-year subsidy to cover rental costs for the office space.

**III. Annual General Assemblies:** The GDP has now held two annual General Assembly and Executive Committee meetings, in December 2015 and December 2016. These meetings have deepened involvement of GDP committee members in the GDP’s operations, providing them a chance to learn in much more depth the nature of our work, how we work on a daily basis, and also the different roles that GDP staff have. The following section of the report details the GDP’s governance structure and its core members and employees.

# III. The GDP Team & Governance

## Team

The GDP Team is comprised of the following staff members, advisers, and governance bodies.

### Staff

#### **Michael Flynn, Executive Director**

Michael Flynn holds a BA in Philosophy from DePaul University and an MA and PhD in International Studies from the Graduate Institute of International and Development Studies. He previously worked as a project director at the Institute for Policy Studies in Washington, D.C.; as a project coordinator at the Graduate Institute's Programme for the Study of Global Migration; and as an associate editor of the *Bulletin of the Atomic Scientists*. His research has been supported by the Swiss Network for International Studies, the Geneva International Academic Network, the Pew International Journalism Program, and the Fund for Investigative Journalism.

#### **Mariette Grange, Senior Researcher**

Mariette Grange is a researcher and human rights practitioner with extensive international advocacy and migration-related research experience. She previously worked at Amnesty International and Human Rights Watch, representing both organizations at the United Nations in Geneva, and held positions at the International Council on Human Rights Policy, the World Council of Churches, and the International Catholic Migration Commission.



**Izabella Majcher, Associate Researcher**

Izabella Majcher, a PhD Candidate in International Law at the Graduate Institute of International and Development Studies, has been with the Global Detention Project since 2011. Her research has focused on the international legal framework governing immigration detention, detention regimes in European Union (EU) and Latin American countries, and women's and children's rights. Her doctoral research focuses on EU policies on undocumented migrants and their compliance with international law.

**Costanza Ragazzi, Research Fellow**

Costanza Ragazzi is an external Research Fellow at the Global Detention Project. She holds a BA in Social Anthropology and Development Studies and an MA in Migration and Diaspora studies from SOAS (School of Oriental and African Studies), University of London. She previously interned at UNHCR in Geneva.

**Matthew Flynn, Contributing Researcher**

Matthew Flynn is an Assistant Professor of International Studies and Sociology at Georgia Southern University in Statesboro, Georgia. He serves as a volunteer Contributing Researcher to the Global Detention Project, assisting in the preparation and publishing of the GDP's Working Papers series.

**Executive Committee & Board Members**

**Meghna Abraham** (Amnesty International),  
*President & Board Member*

**George Kourous** (UN Food and Agriculture Organization), *Vice President & Board Member*

**Yves Klein** (Monfrini Crettol & Partners-Geneva), *Secretary & Board Member*

**Pierre-Eric Simon** (Processus Immobilier-Geneva), *Treasurer & Board Member*

**Roberta Cecchetti** (Independent child rights expert, formerly Save the Children)

**Fernand Melgar** (Swiss Filmmaker, Climage)

**Michaela Told** (Programme on Global Health, Graduate Institute)

**Seta Hadesian** (Middle East Council of Churches)

**Alejandro Nadal** (El Colegio de Mexico)

**Robert Norris** (Federation of American Scientists)

**Academic Advisory Council**

**Mary Bosworth**, University of Oxford, Oxford, United Kingdom

**François Crépeau**, Special Rapporteur on the Human Rights of Migrants, McGill University, Montreal, Canada

**Jeff Crisp**, Refugees International, Washington, D.C., United States of America

**Niels Frenzen**, USC Gould School of Law, University of Southern California, United States of America

**Elsbeth Guild**, Radboud University, Nijmegen, Netherlands

**Jussi Hanhimäki**, Graduate Institute of International and Development Studies, Geneva, Switzerland

**Don Kerwin**, Center for Migration Studies, New York, United States of America

**Dan Wilsher**, City University, London, United Kingdom

## Governance

As a non-profit association under Swiss law, the GDP has two main governance bodies, the **General Assembly** of association members, whose responsibilities include appointing the association's **Executive Committee**, which is responsible for managing the association, approving budgets, authorizing grants, among other activities. Executive Committee members participate on a purely volunteer basis and are only reimbursed for expenses and travel costs directly related to fulfilling their responsibilities on behalf of the association.

In addition, the Executive Committee has appointed a four-person **Board** that is intended to interact more closely with the Executive Director (ED) and provide assistance on short notice for a range of activities, including banking and finances, drafting contracts, addressing legal questions, and generally serving as an easily accessible advisory body to

the ED. Board members include the President, Vice President, Secretary, and Treasurer of the Executive Committee. The Board is directly involved in financial oversight of the association and has direct access to all of its financial information. Copies of banking and financial records are sent directly by the association's bank to the Treasurer.

Lastly, the association has appointed a non-binding **Academic Advisory Council**, which is made of up prominent academics and scholars working on issues central to the GDP's mandate. The academic council is intended to serve in a consultative capacity to the ED in order to help ensure that the GDP's outputs meet the highest standards. Council members provide advice on research, proof drafts of reports, suggest areas to focus GDP efforts, and collaborate with staff on producing material published by the association.



## IV. Acknowledgements

The GDP would like to give special thanks to the following partners whose financial support has made our work possible during our first years as an independent association: The Oak Foundation, the Open Society Foundations, Loterie Romande, the Tutor Foundation, and the State of Geneva.

The GDP has been shaped over the years by the work of numerous students, researchers, and interns, many of whom come from universities in North America and Europe to volunteer their services. We would like to acknowledge the valuable assistance the GDP received from these individuals: Bassiar Ali, Emily Baxter, Patricia Bilboa, Cecilia Cannon, Theo Coonen, Caroline Dalton, Killian Patrick Dorier, Jaqueline Douniama, Christina Fialho, Claudie Fioroni, Anette Havardsen Skaar, Aiko Holvikivi, Cari Jeffries, Kelsey Jost-Creegan, Adrian Klocke, Yuki Kobayashi, Alexandra Lamb, Christa Lopez, Jana Löw, Ben Lumsdaine, Alexander MacKinnon, Sahiba Maqbool, Karen Marín Hernández, Sam Moog, Alix Nasri, Navitri Putri Guillaume, Ioana Raluca Balas, Isabel Ricupero, Jonathan Ruta, Marizen Santos, Noah Schwartz, Giulia Soldan, Yvette Stephens, Remi Vespi, and Hui Wang.

Lastly, the GDP receives input from countless immigration and human rights experts who have generously reviewed drafts of reports, tracked down information, critiqued methodologies, invited us to give presentations, or corresponded with us during our investigations to help keep us on track. They are too numerous to mention here, but we would be remiss if we did not acknowledge that the quality of our work has benefitted enormously from the interactions we have had with these dedicated individuals.



# Annexes



# Annex I: Google Analytics: Annual Traffic Reports (2016, 2015, 2014)

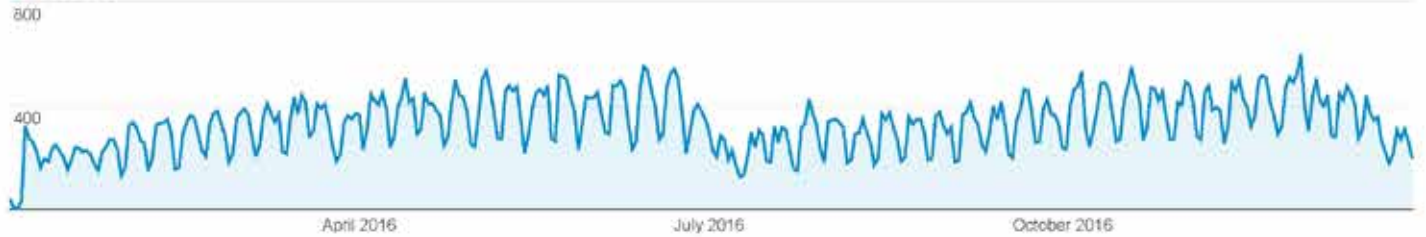
## Audience Overview

Jan 1, 2016 - Dec 31, 2016

All Users  
100.00% Sessions

### Overview

Sessions



Sessions

121,794



Users

93,649



Pageviews

230,717



Pages / Session

1.89



Avg. Session Duration

00:02:09



Bounce Rate

68.96%

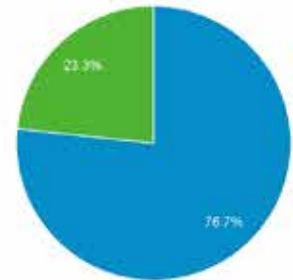


% New Sessions

76.60%



New Visitor Returning Visitor



| Language  | Sessions | % Sessions |
|-----------|----------|------------|
| 1. en-us  | 67,038   | 55.04%     |
| 2. en-gb  | 18,706   | 15.36%     |
| 3. fr     | 3,280    | 2.69%      |
| 4. es     | 3,036    | 2.49%      |
| 5. en-au  | 2,846    | 2.34%      |
| 6. en-ca  | 2,038    | 1.67%      |
| 7. es-419 | 1,709    | 1.40%      |
| 8. en     | 1,629    | 1.34%      |
| 9. de     | 1,548    | 1.27%      |
| 10. es-es | 1,544    | 1.27%      |



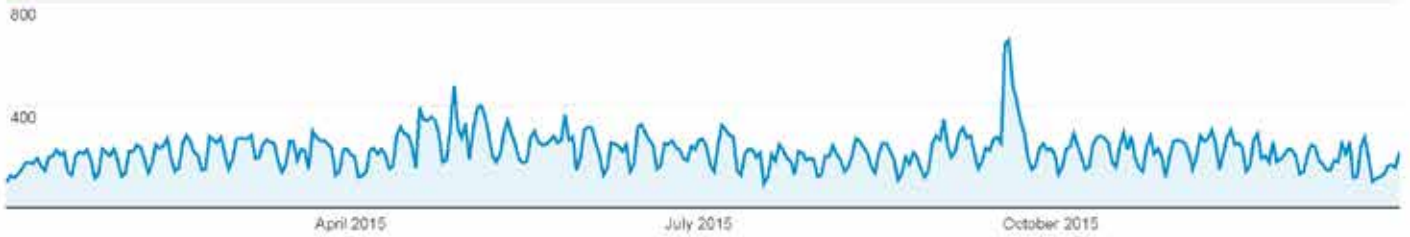
## Annex I: Web Traffic 2015

Jan 1, 2015 - Dec 31, 2015

All Users  
100.00% Sessions

### Overview

#### Sessions



#### Sessions

80,813



#### Users

62,265



#### Pageviews

163,031



#### Pages / Session

2.02



#### Avg. Session Duration

00:01:53



#### Bounce Rate

72.21%

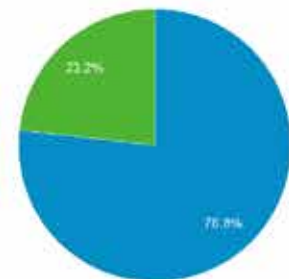


#### % New Sessions

76.56%



New Visitor Returning Visitor



| Language     | Sessions | % Sessions |
|--------------|----------|------------|
| 1. en-us     | 44,146   | 54.63%     |
| 2. en-gb     | 9,563    | 11.83%     |
| 3. (not set) | 3,565    | 4.41%      |
| 4. pl        | 1,933    | 2.39%      |
| 5. fr        | 1,858    | 2.30%      |
| 6. en-au     | 1,600    | 1.98%      |
| 7. de        | 1,561    | 1.93%      |
| 8. en        | 1,373    | 1.70%      |
| 9. es        | 1,255    | 1.55%      |
| 10. it       | 1,254    | 1.55%      |

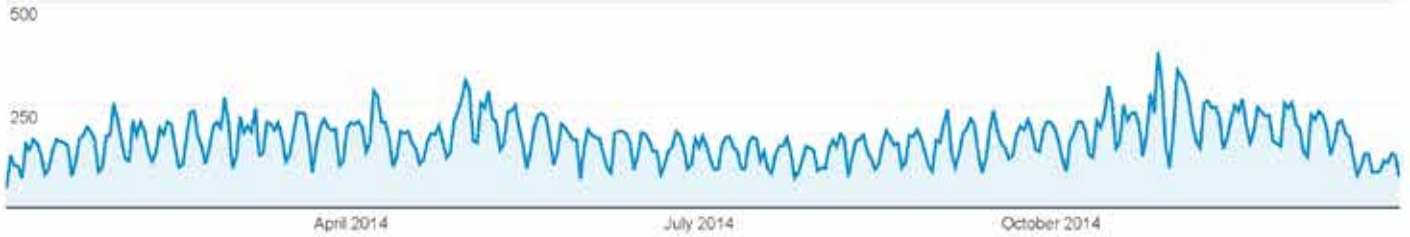
## Annex I: Web Traffic 2014

Jan 1, 2014 - Dec 31, 2014

All Users  
100.00% Sessions

### Overview

#### Sessions



Sessions  
**61,284**



Users  
**45,337**



Pageviews  
**133,365**



Pages / Session  
**2.18**



Avg. Session Duration  
**00:02:43**



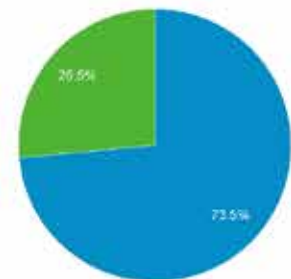
Bounce Rate  
**69.08%**



% New Sessions  
**73.27%**



New Visitor Returning Visitor



| Language  | Sessions | % Sessions |
|-----------|----------|------------|
| 1. en-us  | 37,282   | 60.83%     |
| 2. en-gb  | 6,895    | 11.25%     |
| 3. fr     | 1,666    | 2.72%      |
| 4. en     | 1,230    | 2.01%      |
| 5. es     | 1,226    | 2.00%      |
| 6. de     | 1,152    | 1.88%      |
| 7. it     | 944      | 1.54%      |
| 8. es-es  | 811      | 1.32%      |
| 9. de-de  | 791      | 1.29%      |
| 10. en-au | 599      | 0.98%      |

# Annex II: Google Analytics: Top Locations of Users, 2016

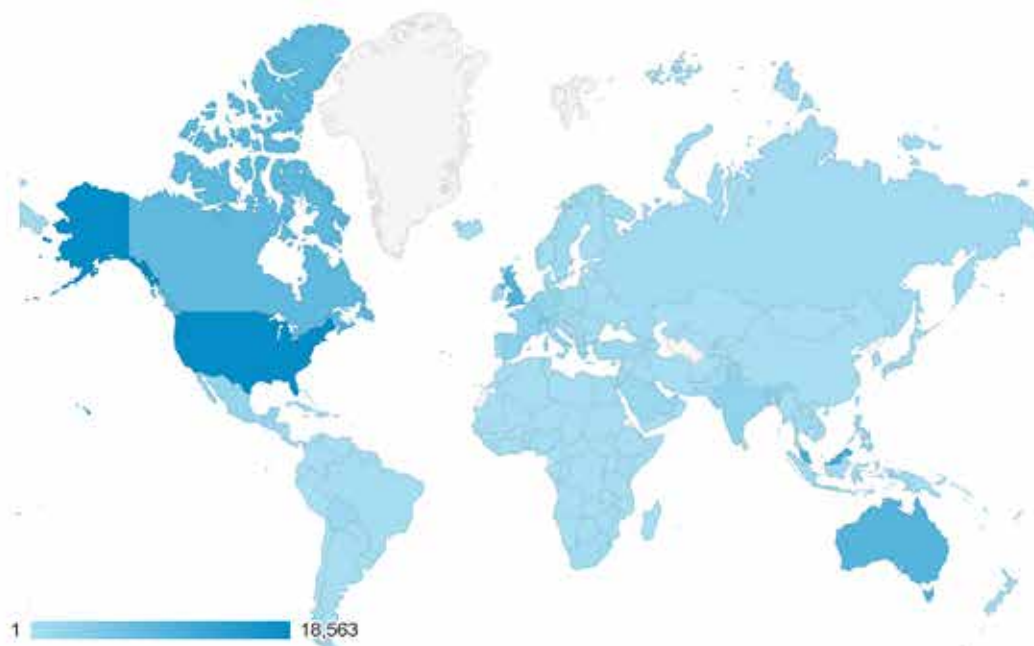
## Location

All Users  
100.00% Sessions

Jan 1, 2016 - Dec 31, 2016

### Map Overlay

Summary



| Country           | Acquisition                       |  |   | Behavior  |   |   | Conversions                                   |                                  |  |
|-------------------|-----------------------------------|--|---|---|---|---|---|----------------------------------|--|
|                   | Sessions                          | % New Sessions                               | New Users                                       | Bounce Rate                                     | Pages / Session                             | Avg. Session Duration                               | Goal Conversion Rate                          | Goal Completions                 | Goal Value                                 |
|                   | 121,794<br>(100.00%)<br>(121,794) | 76.66%<br>Avg for View:<br>76.60%<br>(0.08%) | 93,368<br>% of<br>Total:<br>100.08%<br>(93,293) | 68.96%<br>Avg for<br>View:<br>68.95%<br>(0.00%) | 1.89<br>Avg for<br>View:<br>1.89<br>(0.00%) | 00:02:09<br>Avg for<br>View:<br>00:02:09<br>(0.00%) | 0.00%<br>Avg for<br>View:<br>0.00%<br>(0.00%) | 0<br>% of Total:<br>0.00%<br>(0) | \$0.00<br>% of Total:<br>0.00%<br>(\$0.00) |
| 1. United States  | 18,563<br>(15.24%)                | 78.50%                                       | 14,572<br>(15.61%)                              | 68.73%  | 1.85  | 00:01:54  | 0.00%   | 0<br>(0.00%)                     | \$0.00<br>(0.00%)                          |
| 2. Malaysia       | 10,787<br>(8.86%)                 | 81.91%                                       | 8,836<br>(9.46%)                                | 72.05%  | 1.55  | 00:01:35  | 0.00%   | 0<br>(0.00%)                     | \$0.00<br>(0.00%)                          |
| 3. Australia      | 9,410<br>(7.73%)                  | 79.86%                                       | 7,515<br>(8.05%)                                | 72.37%  | 1.74  | 00:01:52  | 0.00%   | 0<br>(0.00%)                     | \$0.00<br>(0.00%)                          |
| 4. United Kingdom | 9,384<br>(7.70%)                  | 76.49%                                       | 7,178<br>(7.69%)                                | 67.69%  | 2.14  | 00:02:08  | 0.00%   | 0<br>(0.00%)                     | \$0.00<br>(0.00%)                          |
| 5. Canada         | 8,314<br>(6.83%)                  | 81.31%                                       | 6,760<br>(7.24%)                                | 74.24%  | 1.56  | 00:01:30  | 0.00%   | 0<br>(0.00%)                     | \$0.00<br>(0.00%)                          |
| 6. Switzerland    | 4,995<br>(4.10%)                  | 45.27%                                       | 2,261<br>(2.42%)                                | 47.47%  | 3.60  | 00:06:08  | 0.00%   | 0<br>(0.00%)                     | \$0.00<br>(0.00%)                          |
| 7. Spain          | 3,126<br>(2.57%)                  | 69.19%                                       | 2,163<br>(2.32%)                                | 64.24%  | 2.22  | 00:03:06  | 0.00%   | 0<br>(0.00%)                     | \$0.00<br>(0.00%)                          |
| 8. France         | 2,922<br>(2.40%)                  | 57.53%                                       | 1,681<br>(1.80%)                                | 56.23%  | 2.53  | 00:03:25  | 0.00%   | 0<br>(0.00%)                     | \$0.00<br>(0.00%)                          |
| 9. India          | 2,696<br>(2.21%)                  | 83.09%                                       | 2,240<br>(2.40%)                                | 71.74%  | 1.58  | 00:01:46  | 0.00%   | 0<br>(0.00%)                     | \$0.00<br>(0.00%)                          |
| 10. Germany       | 2,368<br>(1.94%)                  | 75.68%                                       | 1,792<br>(1.92%)                                | 66.85%  | 1.84  | 00:01:56  | 0.00%   | 0<br>(0.00%)                     | \$0.00<br>(0.00%)                          |

Rows 1 - 10 of 205

# Annex III: Google Analytics: Most Visited Pages, 2016

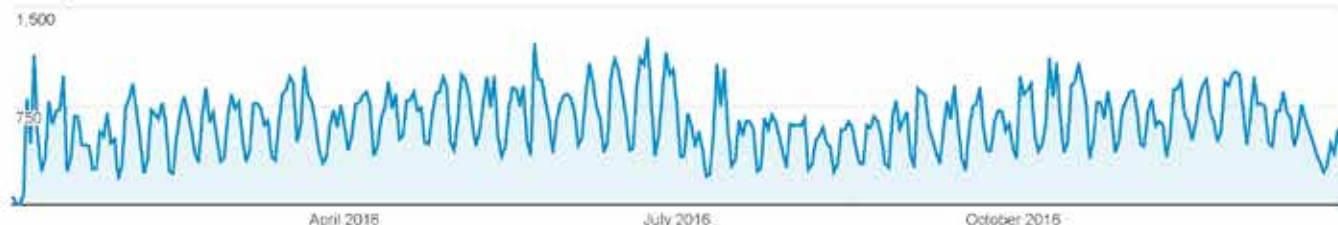
## Pages

All Users  
100.00% Pageviews

Jan 1, 2016 - Dec 31, 2016

### Explorer

#### Pageviews



| Page                                    | Pageviews                                      | Unique Pageviews                               | Avg. Time on Page                                | Entrances                                      | Bounce Rate                                  | % Exit                                       | Page Value                                 |
|---|--|--|--|--|--|--|--|
|   | 230,717<br>% of Total:<br>100.00%<br>(230,717) | 185,763<br>% of Total:<br>100.00%<br>(185,763) | 00:02:23<br>Avg for View:<br>00:02:23<br>(0.00%) | 121,391<br>% of Total:<br>100.00%<br>(121,391) | 68.96%<br>Avg for View:<br>68.96%<br>(0.00%) | 52.61%<br>Avg for View:<br>52.61%<br>(0.00%) | \$0.00<br>% of Total:<br>0.00%<br>(\$0.00) |
| 1. /                                    | 17,853<br>(7.74%)                              | 13,377<br>(7.20%)                              | 00:01:29   | 10,468<br>(8.62%)                              | 37.07%                                       | 32.19%                                       | \$0.00<br>(0.00%)                          |
| 2. /countries/asia-pacific/australia    | 6,078<br>(2.63%)                               | 5,212<br>(2.81%)                               | 00:04:04   | 4,577<br>(3.77%)                               | 80.74%                                       | 74.12%                                       | \$0.00<br>(0.00%)                          |
| 3. /countries/americas/united-states    | 5,666<br>(2.46%)                               | 4,536<br>(2.44%)                               | 00:03:58   | 3,630<br>(2.99%)                               | 71.21%                                       | 63.85%                                       | \$0.00<br>(0.00%)                          |
| 4. /countries/americas/canada           | 5,647<br>(2.45%)                               | 4,745<br>(2.55%)                               | 00:04:58   | 4,294<br>(3.54%)                               | 74.62%                                       | 72.75%                                       | \$0.00<br>(0.00%)                          |
| 5. /detention-centres/list-view         | 4,094<br>(1.77%)                               | 2,912<br>(1.57%)                               | 00:01:02   | 251<br>(0.21%)                                 | 33.86%                                       | 15.41%                                       | \$0.00<br>(0.00%)                          |
| 6. /countries/asia-pacific/malaysia     | 3,975<br>(1.72%)                               | 2,982<br>(1.61%)                               | 00:03:18   | 2,474<br>(2.04%)                               | 61.65%                                       | 57.06%                                       | \$0.00<br>(0.00%)                          |
| 7. /countries/europe/greece             | 3,691<br>(1.60%)                               | 3,101<br>(1.67%)                               | 00:03:46   | 2,698<br>(2.22%)                               | 74.82%                                       | 69.44%                                       | \$0.00<br>(0.00%)                          |
| 8. /countries/europe/united-kingdom     | 3,299<br>(1.43%)                               | 2,676<br>(1.44%)                               | 00:04:03   | 2,017<br>(1.66%)                               | 72.36%                                       | 64.14%                                       | \$0.00<br>(0.00%)                          |
| 9. /countries/europe/turkey             | 2,710<br>(1.17%)                               | 2,173<br>(1.17%)                               | 00:03:18   | 1,870<br>(1.54%)                               | 72.34%                                       | 65.90%                                       | \$0.00<br>(0.00%)                          |
| 10. /countries/africa/libya             | 2,350<br>(1.02%)                               | 1,863<br>(1.00%)                               | 00:03:44   | 1,662<br>(1.37%)                               | 73.72%                                       | 65.96%                                       | \$0.00<br>(0.00%)                          |
| 11. /countries/europe/italy             | 2,191<br>(0.95%)                               | 1,774<br>(0.95%)                               | 00:03:42   | 1,322<br>(1.09%)                               | 70.77%                                       | 62.25%                                       | \$0.00<br>(0.00%)                          |
| 12. /countries/americas/mexico          | 2,155<br>(0.93%)                               | 1,700<br>(0.92%)                               | 00:03:11   | 1,357<br>(1.12%)                               | 64.10%                                       | 57.40%                                       | \$0.00<br>(0.00%)                          |
| 13. /countries/europe/spain             | 2,055<br>(0.89%)                               | 1,648<br>(0.89%)                               | 00:03:37   | 1,233<br>(1.02%)                               | 72.15%                                       | 60.73%                                       | \$0.00<br>(0.00%)                          |
| 14. /countries/middle-east/saudi-arabia | 1,999<br>(0.87%)                               | 1,697<br>(0.91%)                               | 00:03:53   | 1,508<br>(1.24%)                               | 78.48%                                       | 74.84%                                       | \$0.00<br>(0.00%)                          |
| 15. /countries/europe/netherlands       | 1,993<br>(0.86%)                               | 1,602<br>(0.86%)                               | 00:03:44   | 1,354<br>(1.12%)                               | 69.83%                                       | 64.38%                                       | \$0.00<br>(0.00%)                          |
| 16. /countries/europe/germany           | 1,864<br>(0.81%)                               | 1,520<br>(0.82%)                               | 00:04:03   | 977<br>(0.80%)                                 | 66.23%                                       | 55.26%                                       | \$0.00<br>(0.00%)                          |
| 17. /countries/europe/france            | 1,810<br>(0.78%)                               | 1,467<br>(0.79%)                               | 00:03:32   | 1,024<br>(0.84%)                               | 68.70%                                       | 56.52%                                       | \$0.00<br>(0.00%)                          |
| 18. /countries/asia-pacific/new-zealand | 1,806<br>(0.78%)                               | 1,580<br>(0.85%)                               | 00:05:31   | 1,449<br>(1.19%)                               | 75.81%                                       | 75.53%                                       | \$0.00<br>(0.00%)                          |

OGH Expertises Comptables et Fiscales SA  
114, rue du Rhône  
Case Postale 3174  
1211 Genève 3  
tél. +41 (0)22 787 07 73  
fax +41 (0)22 786 41 91  
mail : info@oghsa.ch

Partenaire de ORFA Audit SA\*  
www.orfa.ch  
\*membre d'EXPERTSuisse



OGH Expertises

**Report of the auditors  
to the meeting of the member**

**Global Detention Project  
Geneva**

Annual Financial Statement as of  
December 31<sup>st</sup>, 2016

As statutory auditors, we have examined the financial statements (balance sheet, income statement and notes) of your association for the year ended December 31<sup>st</sup>, 2016.

These financial statements are the responsibility of the Committee. Our responsibility is to perform a limited statutory examination on these financial statements. We confirm that we meet the licensing and independence requirements as stipulated by Swiss law.

We conducted our examination in accordance with the Swiss Standard on the Limited Statutory Examination. This standard requires that we plan and perform a limited statutory examination to identify material misstatements in the financial statements. A limited statutory examination consists primarily of inquiries of company personnel and analytical procedures as well as detailed tests of company documents as considered necessary in the circumstances. However, the testing of operational processes and the internal control system, as well as inquiries and further testing procedures to detect fraud or other legal violations, are not within the scope of this examination.

Based on our limited statutory examination, nothing has come to our attention that causes us to believe that the financial statements do not comply with Swiss law and the association articles of incorporation.

Geneva, March 2<sup>nd</sup>, 2017

212360/203501/5519

OGH Expertises comptables et fiscales SA

Philippe Tardin  
Auditor in charge  
Licensed Audit Expert  
No ASR 107 346

Ingo GIANNI  
Auditor  
Licensed Audit Expert  
No ASR 100 656

**Enclosures :**

- Annual Financial Statements including the income statement, the balance sheet and the attachment.

GLOBAL DETENTION PROJECT ASSOCIATION, GENEVA

**ETATS FINANCIERS**

Comprenant le compte de résultat,  
le bilan, l'annexe et la proposition  
d'emploi du bénéfice

(en franc suisse)

**FINANCIAL STATEMENT**

Composed of the balance sheet, the profit  
and loss statement, the attachment and  
the notes to the financial statement.

(expressed in CHF)

| <b>BILAN</b>                                      | <b>BALANCE SHEET</b>                                       | <b>31.12.2016</b> | <b>31.12.2015</b> |
|---|--|-------------------|-------------------|
|   |  | CHF               | CHF               |
| <b>Actif</b>                                      | <b>Assets</b>  |                   |                   |
| <b>Actif circulant :</b>                          | <b>Current assets :</b>                                    |                   |                   |
| Banque  | Bank account   | 204 090.16        | 126 756.57        |
| Autres créances                                   | Other claims   | 4 130.10          | 3 939.90          |
| Comptes de régularisation                         | Accruals and deferrals                                     | 1 620.19          | 1 205.05          |
| <b>Actif circulant, total</b>                     | <b>Current assets, total</b>                               | <b>209 840.45</b> | <b>131 901.52</b> |
| <b>Actif immobilisé :</b>                         | <b>Fixed assets :</b>                                      |                   |                   |
| Immobilisations financières                       | Financial assets   | 2 520.25          | 2 520.00          |
| <b>Actif immobilisé, total</b>                    | <b>Fixed assets, total</b>                                 | <b>2 520.25</b>   | <b>2 520.00</b>   |
| <b>Actif, total</b>                               | <b>Assets, total</b>                                       | <b>212 360.70</b> | <b>134 421.52</b> |
| <b>Passif</b>                                     | <b>Liabilities</b>   |                   |                   |
| <b>Fonds étrangers à court terme :</b>            | <b>Short term outside funds :</b>                          |                   |                   |
| Dettes sur achats et prestations de services      | Debts resulting from deliveries and performances           | 7 762.04          | 9 137.96          |
| Comptes de régularisation                         | Accruals and deferrals                                     | 21 852.85         | 7 165.97          |
| Fonds liés aux projets (dons affectés à dépenser) | Funds committed to projects (donations committed to spend) | 176 150.54        | 114 778.54        |
| <b>Fonds étrangers à court terme, total</b>       | <b>Short term outside funds, total</b>                     | <b>205 765.43</b> | <b>131 082.47</b> |
| <b>Fonds propres :</b>                            | <b>Equity :</b>  |                   |                   |
| Résultat cumulé au bilan :                        | Result shown in the balance sheet :                        |                   |                   |
| Résultat reporté                                  | Retain earnings  | 3 339.05          | 0.00              |
| Résultat de l'exercice                            | Result of the year   | 3 256.22          | 3 339.05          |
| <b>Fonds propres, total</b>                       | <b>Equity, total</b>                                       | <b>6 595.27</b>   | <b>3 339.05</b>   |
| <b>Passif, total</b>                              | <b>Liabilities, total</b>                                  | <b>212 360.70</b> | <b>134 421.52</b> |

GLOBAL DETENTION PROJECT ASSOCIATION, GENEVA

**ETATS FINANCIERS**

Comprenant le compte de résultat,  
le bilan, l'annexe et la proposition  
d'emploi du bénéfice

(en franc suisse)

**FINANCIAL STATEMENT**

Composed of the balance sheet, the profit  
and loss statement, the attachment and  
the notes to the financial statement.

(expressed in CHF)

| COMPTE DE RÉSULTAT            | PROFIT AND LOSS STATEMENT     | 2016<br>CHF       | 26.05.2014/31.12.2015<br>CHF |
|-------------------------------|-------------------------------|-------------------|------------------------------|
| <b>Produits</b>               | <b>Income</b>                 |                   |                              |
| Dons scripturaux reçus        | Donations in money received   | 406 055.22        | 525 032.63                   |
| Dons en nature reçus          | Donations in kind received    | 63 840.00         | 0.00                         |
| Autres produits               | Other income                  | 5 958.27          | 4 855.85                     |
| <b>Total des produits</b>     | <b>Income, total</b>          | <b>475 853.49</b> | <b>529 888.48</b>            |
| <b>Charges :</b>              | <b>Expenses :</b>             |                   |                              |
| Loyer et charges locatives    | Office and accomodation costs | 10 742.00         | 17 000.00                    |
| Coûts directs                 | Directs costs                 | 65 961.86         | 18 380.35                    |
| Frais généraux                | Overhead                      | 16 595.41         | 31 752.44                    |
| Charges de personnel          | Staff costs                   | 282 885.67        | 339 238.10                   |
| Coûts de développement        | Development costs             | 35 040.33         | 5 400.00                     |
| Montants à dépenser           | Amount to spend               | 61 372.00         | 114 778.54                   |
| <b>Total des charges</b>      | <b>Expenses total</b>         | <b>472 597.27</b> | <b>526 549.43</b>            |
| <b>Résultat de l'exercice</b> | <b>Net result of the year</b> | <b>3 256.22</b>   | <b>3 339.05</b>              |

GLOBAL DETENTION PROJECT ASSOCIATION, GENEVA

ETATS FINANCIERS

Comprenant le compte de résultat,  
le bilan, l'annexe et la proposition  
d'emploi du bénéfice

(en franc suisse)

FINANCIAL STATEMENT

Composed of the balance sheet, the profit  
and loss statement, the attachment and  
the notes to the financial statement.

(expressed in CHF)

| ANNEXE   | ATTACHMENT  | 31.12.2016<br>CHF | 31.12.2015<br>CHF |
|--|---|-------------------|-------------------|
| <b>Principes comptables :</b><br>Selon code des obligations  | <b>Accounting principles :</b><br>Per swiss obligation code   |                   |                   |
| <b>Moyenne annuelle des emplois à plein temps</b>  | <b>Equivalent employment Annual Average</b>   | 3.00              | 3.00              |
| <b>Forme juridique de l'entité:</b><br>Association sans but lucratif régie par les articles 60 et suivants du Code Civil suisse. | <b>Legal form of the entity:</b><br>Non-profit association governed by Articles 60 and following of the Swiss Civil Code. |                   |                   |
| <b>Exonération fiscale :</b><br>ICC : Exonération selon la LIPM.<br><br>IFD : Exonération selon la LIFD.                         | <b>Tax exemption:</b><br>ICC: Exemption according to LIPM.<br><br>IFD: Exemption according to LIFD                        |                   |                   |
| <b>Dons scripturaux reçus</b>  | <b>Donations in money received</b>  | <b>406 055.22</b> | <b>525 032.63</b> |
| Oak Fundation  | Oak Fundation   | 129 414.00        | 437 542.00        |
| Open Society Foundation  | Open Society Foundation   | 276 641.22        | 70 800.75         |
| Loterie Romande  | Loterie Romande   | 0.00              | 15 000.00         |
| Donateurs personnes privées  | Private person  | 0.00              | 1 689.88          |
| <b>Dons en nature reçus</b>  | <b>Donations in kind received</b>   | <b>63 840.00</b>  | <b>0.00</b>       |
| Etat de Genève   | Etat de Genève  | 10 080.00         | 0.00              |
| Tutator Foundation   | Tutator Foundation  | 53 760.00         | 0.00              |
| <b>Dons scripturaux à dépenser</b>   | <b>Donations in money to spend</b>  | <b>176 150.54</b> | <b>114 778.54</b> |
| Oak Fundation  | Oak Fundation   | 43 039.90         | 114 778.54        |
| Open Society Foundation  | Open Society Foundation   | 133 110.64        | 0.00              |
| <b>Coûts directs</b>   | <b>Directs costs</b>  | <b>65 961.86</b>  | <b>18 380.35</b>  |
| Support à la population cible  | Support to the target population  | 2 345.01          | 3 406.36          |
| Site internet  | Website   | 57 895.73         | 6 577.69          |
| Voyages et représentation  | Travel and representation   | 5 721.12          | 8 396.30          |
| <b>Frais généraux</b>  | <b>Overhead</b>   | <b>16 595.41</b>  | <b>31 752.44</b>  |
| Assurances   | Insurance   | 450.10            | 585.20            |
| Frais de bureau  | Office costs  | 7 099.62          | 7 313.18          |
| Informatique   | IT costs  | 305.43            | 10 478.48         |
| Honoraires   | Professional fees   | 8 330.00          | 12 690.00         |
| Frais financiers   | Financial costs   | 410.26            | 685.58            |



## Photo credits

- Cover Narciso Contreras  
Haitian refugees, Tijuana, Mexico. 2016.
- Page 1 Mstyslav Chernov  
Syrian refugees protest at the platform of Budapest Keleti railway station, Hungary. 4 September 2015.
- Page 2 Catherine Liu  
Two children from Central America at the Casa de Raices shelter in San Antonio, Texas, awaiting news of their fathers from whom they were separated while crossing into the United States. 2 January 2017.
- Page 6 REUTERS/Dado Ruvic  
Detained woman and child, Asttohatolom, Hungary, near the border with Serbia. 15 September 2015.
- Page 9 European Union 2016 - European Parliament  
Photo of refugees near Greece's northern border, taken during visit by members of the EU's civil liberties committee. 18 May 2016.
- Page 11 Private  
Children at Australia's Refugee Processing Centre on Nauru. 2016.
- Page 18 Anne Jose Kan  
Refugees at the Moria "Hotspot" in Lesbos, Greece. 24 February 2016.
- Page 20 REUTERS/Ismail Zetouni  
A member of an "Anti-Illegal Immigration" force stands guard during a UN visit to the Abu Saleem detention center in Tripoli, Libya. 19 May 2016.
- Page 21 Anne Jose Kan  
Refugees at the Moria "Hotspot" in Lesbos, Greece. 24 February 2016.
- Page 22 REUTERS/Yuya Shino  
Detainee at a detention center of the Tokyo Regional Immigration Bureau. Tokyo, Japan. 2 December 2015.

## Design and layout

Original design, Jessica Marasovic. Adapted by Plain Sense, Geneva.

Global Detention Project  
Geneva, Switzerland  
[globaldetentionproject.org](http://globaldetentionproject.org)  
+41 (0) 22 548 14 01  
[admin@globaldetentionproject.org](mailto:admin@globaldetentionproject.org)